

II) **PEOPLE PUZZLER:** Each word below names a person. Use the letters in the box to finish spelling the words. Cross out each letter as you use it. You will have five letters leftover.

a	b	c	d	e	e	f	f	g
h	h	h	i	i	l	m	n	r
r	r	r	s	t	t	t	w	y

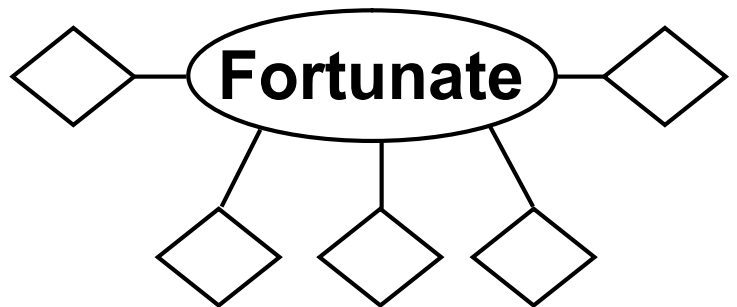

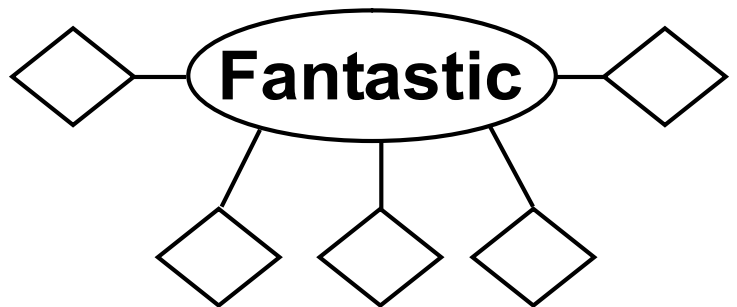

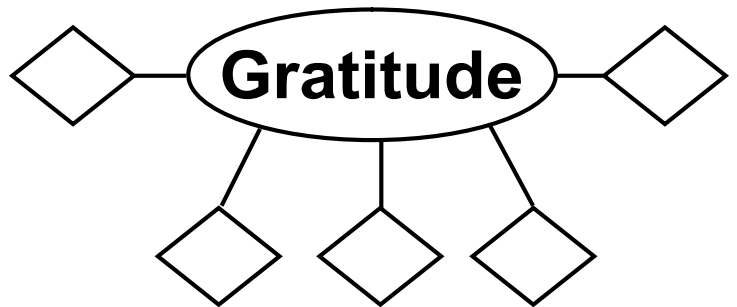
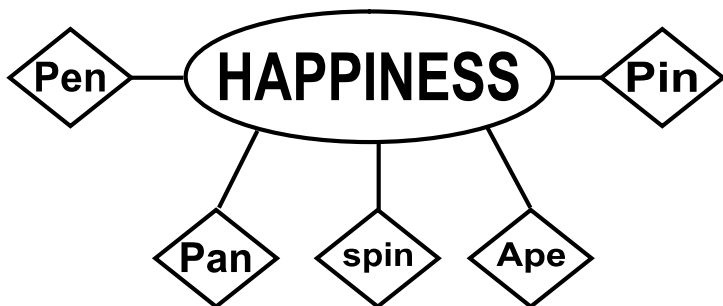


1. g ___ rl
2. bo ___
3. chi ___ re ___
4. mys ___ l ___
5. ___ ro ___ he ___
6. mo ___ er
7. ___ en
8. ___ ath ___ r
9. si ___ te ___
10. ___ oman
11. f ___ rme ___
12. tea ___ er

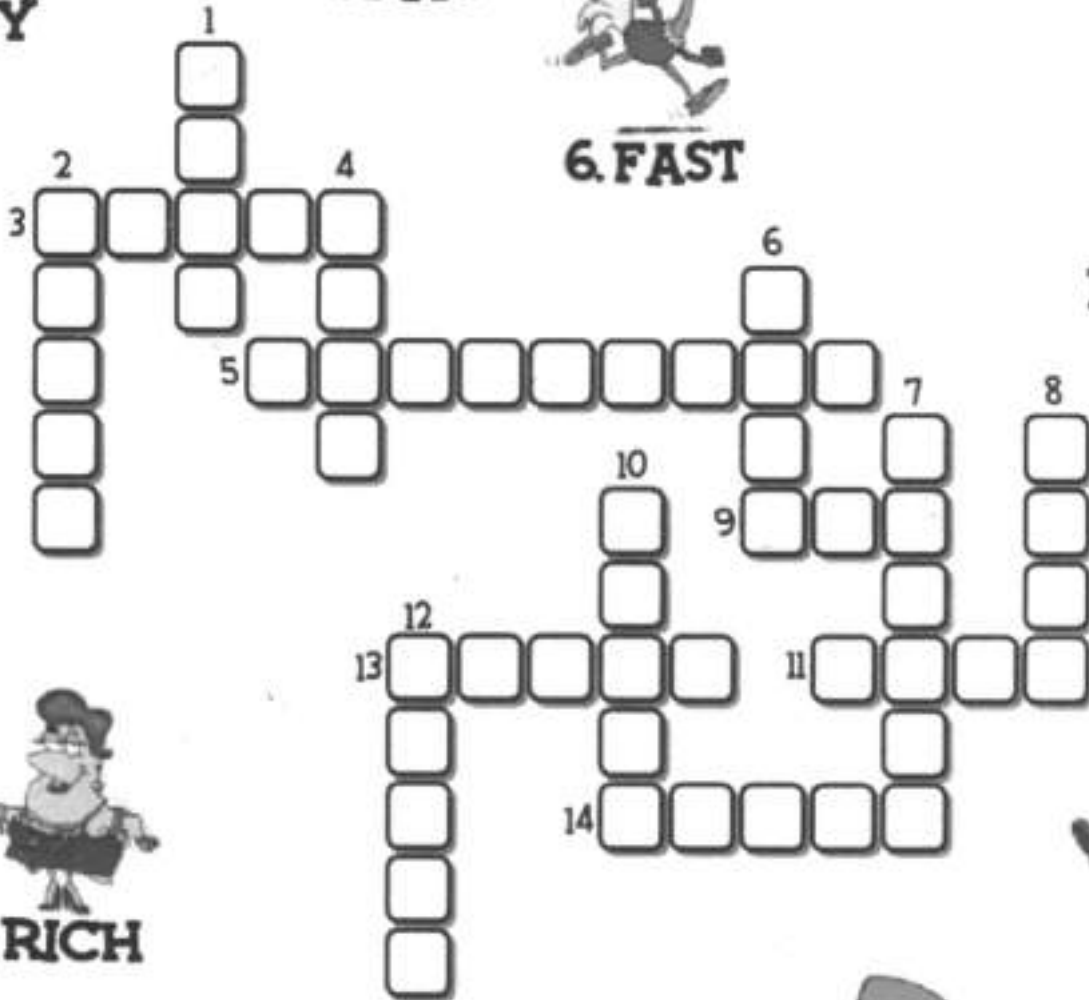
Write your leftover letters here: _____

Unscramble them to spell a word that will tell you if your answers are correct: _____

III) Make five small words from the letters of the big word. One example is given for you.



III) OPPOSITES CROSSWORD: Write the opposite of these adjectives.



V) Take a letter or combination of letters from each box to make a word.

MO	N	K	EY

MO	IG	HA	A
T	EP	K	R
EL	E	BR	EY
Z	N	E	NT

SW	EA	T	ER

SW	LO	T	ER
J	LL	K	ES
G	AC	V	ET
PU	EA	OV	ER

M	ON	T	H

M	N	CO	H
H	E	UT	R
MI	O	T	ND
S	ON	U	E

GR	R	RR	GE
BA	HE	PE	A
O	NA	N	S
C	A	AN	Y

VI) Do pg. 2 to 5 of cursive book.

GWALIOR GLORY PRIDE

Class : II

SUMMER HOLIDAY HOMEWORK HINDI (2024-25)

Name : _____ Sec. : _____ Roll No. : _____ Date : _____

(1) वर्ग पहेली में से एकवचन और उसके बहुवचन शब्दों पर गोला बनाकर उनके नाम लिखो:-

बा	तैं	कि	ता	ब	ऋ	तु
त	व	कि	ता	बैं	तु	मा
चि	ड़ि	याँ	मा	ला	एँ	ला
ड़ि	घो	ड़े	द	वा	इ	याँ
या	ड़ा	के	वा	न	दि	याँ
प	बे	टा	ई	दी	बे	टे

एकवचन

बहुवचन

_____	_____
_____	_____
_____	_____
_____	_____
_____	_____
_____	_____


(2) कब, क्या कहिए? उचित मिलान कीजिए:-

- | | | | |
|---------------------------------|---|---|------------|
| क) कोई मदद करे तो कहिए | • | • | नमस्ते |
| ख) कोई मिले तो कहिए | • | • | माफ़ कीजिए |
| ग) कोई बराबर का मिले तो कहिए | • | • | धन्यवाद |
| घ) स्वयं से गलती हो जाए तो कहिए | • | • | स्वागत है |
| ङ) कोई धन्यवाद कहे तो कहिए | • | • | बधाई हो |
| च) किसी को सफलता मिले तो कहिए | • | • | प्रणाम |

(3) नीचे लिखे वर्णों को सही क्रम में लिखकर शब्द बनाओ:-

- | | |
|------------------|------------------|
| 1) लयको - _____ | 5) खाचर - _____ |
| 2) जूरख - _____ | 6) डकनध - _____ |
| 3) डीकम - _____ | 7) मासचि - _____ |
| 4) कोलाय - _____ | 8) ताविक - _____ |

- (4) अंकों से बने गणेशजी में सुंदर रंग भरिए और बताइए कि उनमें किन-किन हिंदी अंकों का प्रयोग हुआ है—



- (5) नीचे दिए द्वित्त व्यंजन से तीन-तीन शब्द बादल में लिखो।



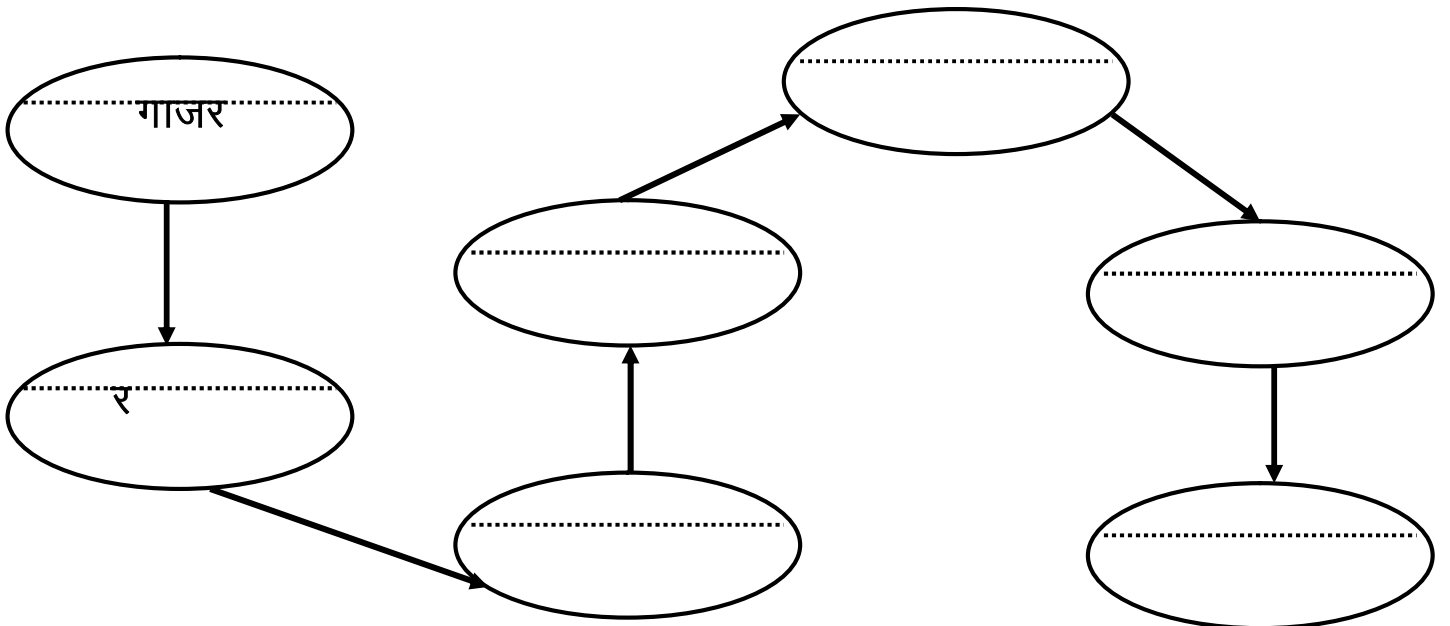
(6) वर्ग पहली में भारत के राज्यों के नाम ढूँढ़कर गोला लगाइए:-

दि	ल्ली	र	न	ना	ल	उ	क	शमी	र
गु	प	स्था	गा	भ	उ	त्त	रा	खं	ड
ज	ज	लं	स	बि	हा	र	दी	व	म
रा	ते	हि	मा	च	ल	प्र	दे	श	हा
त	मि	ल	ना	डु	ल	दे	त्रि	पु	रा
ह	रि	या	णा	ग	द	श	ब	म	ष्ट्र
न	भा	मि	र	त	दे	श	अ	स	म
सि	वा	जो	के	प्र	मे	फ	आं	ग	णि
गो	क्कि	र	ध्य	र	घा	उ	ध्र	सा	पु
प	श्चि	म	बं	गा	ल	ड़ी	प्र	झा	र
छ	त्ती	स	ग	ह	य	सा	दे	र	पं
अ	रु	णा	च	ल	प्र	दे	श	खं	जा
क	र्ना	ट	क	ब	ना	गा	लैं	ड	ब

(7) पेड़ हमें क्या-क्या देते हैं, खाली जगह में नाम शब्द लिखिए:-




(8) नये-नये शब्द लिखते हुए शब्द लड़ी को पूरा करो:-



(9) भारत के राष्ट्रीय झंडे में रंग भरो। बीच में चक्र बनाओ और तिरंगे झंडे के बारे में दो लाईन लिखो:-

1-

2-



(10) नीचे कुछ राज्यों के नाम लिखे हैं। उनके सामने वहाँ की भाषा लिखी है, लेकिन उनके कुछ वर्ण छूट गए हैं उन छूटे हुए वर्णों को लिखिए:-

(1) असम की भाषा

अ			या
---	--	--	----

(2) मणिपुर की भाषा

	णि	पु	
--	----	----	--

(3) गुजरात की भाषा

गु		रा	
----	--	----	--

(4) पंजाब की भाषा

	जा	
--	----	--

(5) कर्नाटक की भाषा

	न्न	
--	-----	--

(6) केरल की भाषा

	ल		ल	
--	---	--	---	--

(11) इन चित्रों के सामने दिए गए वाक्यों में रेखांकित शब्द एकवचन में हैं या बहुवचन में? निशान (✓) लगाइए:-



टोकरी में आम रखे हैं।

आम – एकवचन

आम – बहुवचन



यह आम का पेड़ है।

पेड़ – एकवचन

पेड़ – बहुवचन



मेज़ पर फूलदान रखे हैं।

फूलदान – एकवचन

फूलदान – बहुवचन



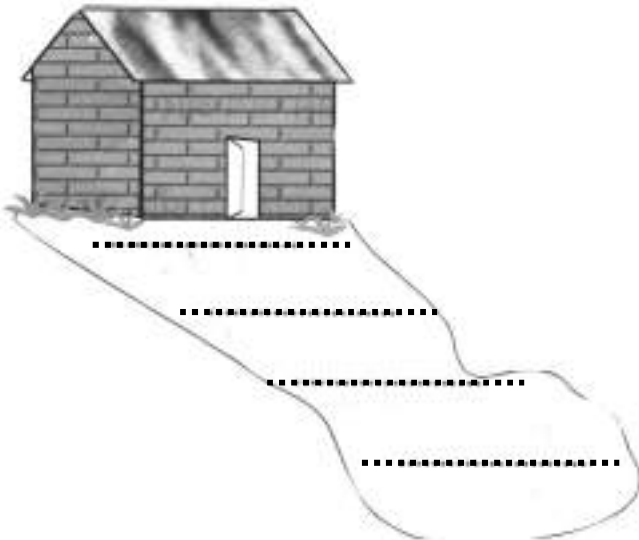
इस मोहल्ले में कई घर हैं।

घर – एकवचन

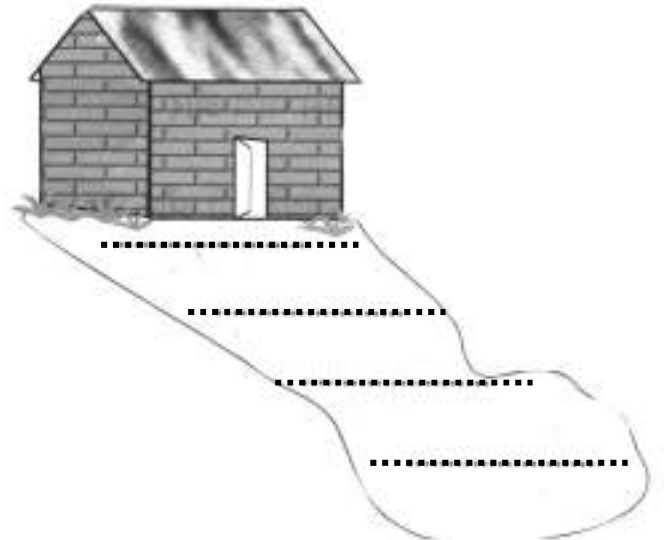
घर – बहुवचन

(12) शब्दों को उनके सही घरों तक पहुँचाइए।
(चाचा, नौकर, नानी, किसान, पंडित, सेठानी, दादी, बिल्ली)

पुल्लिंग



स्त्रीलिंग



GWALIOR GLORY PRIDE

Class : II

SUMMER HOLIDAY HOMEWORK MATHEMATICS (2024-25)

Name : _____ Sec. : _____ Roll No. : _____ Date : _____

- I) In notebook write 5-6 sentences how Maths is used in our everyday life.
[Maths is everywhere] for Eg.- We get up in the morning and see time on the clock. [Use of Maths]
- II) Write registration numbers of 10 cars in your locality and write the number in words.

Eg.: MP07 6463 – MP07 → Six Thousand Four Hundred Sixty Three

WORKSHEET →

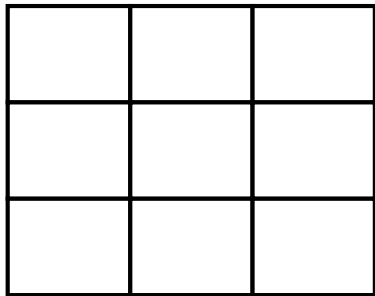
Q.1 How many hours are there in a day?

Ans. _____

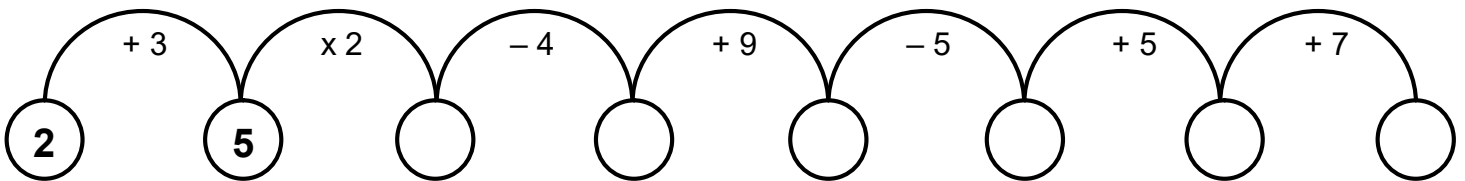
Q.2 How many days in a week do you go to school?

Ans. _____

Q.3 Count the number of squares.



Q.4 complete:-



Q.5 20 cars are parked. 16 cars are white and the rest are red. How many are red:-

a) 5

b) 6

c) 4























































Q.6 Find out how many months begin with the letter J and write their names:-

Q.7 Make 10:-

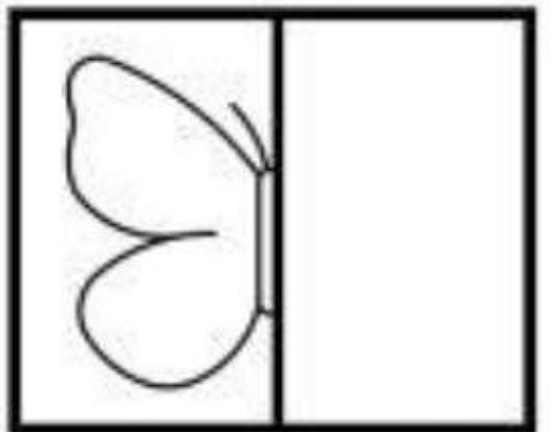

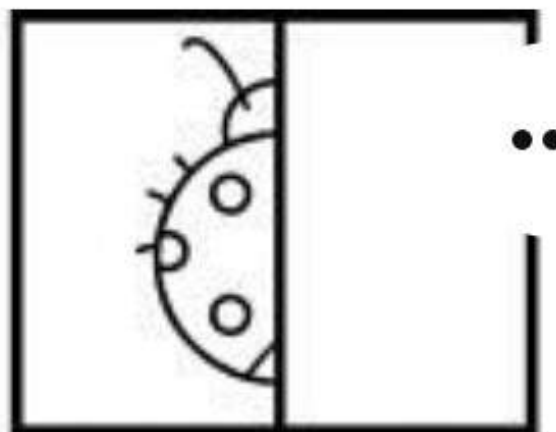
MAKE 10

8	2	5	3	2	8	7	5	5	3
2	1	6	9	2	7	2	3	2	7
4	4	2	3	1	7	1	3	3	2
1	2	4	9	3	7	1	3	2	1
1	8	5	1	2	1	4	5	3	1
9	2	4	4	5	8	3	9	2	3
2	3	4	5	1	2	3	5	1	3
5	6	2	2	5	2	3	5	4	5
2	2	3	6	1	9	2	3	8	3
2	5	5	6	9	1	8	1	4	5

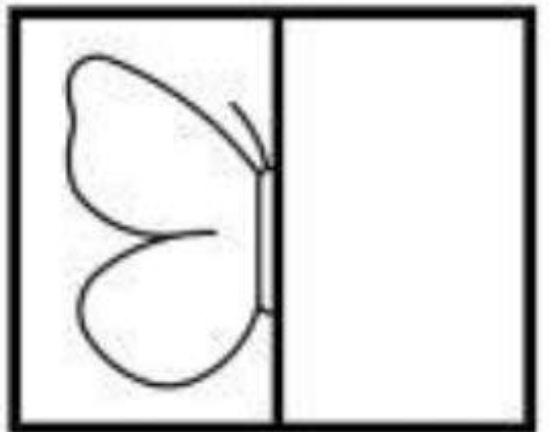

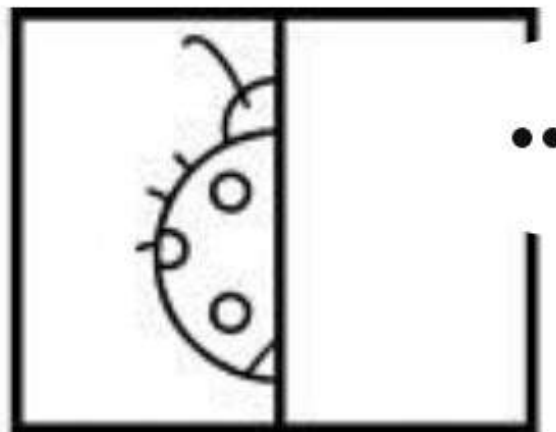

Q.9 Make dots to form the following numbers:-

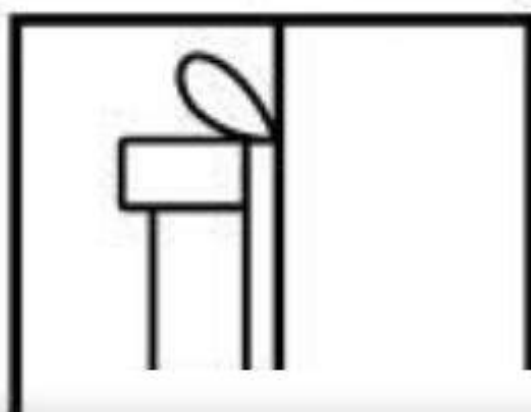
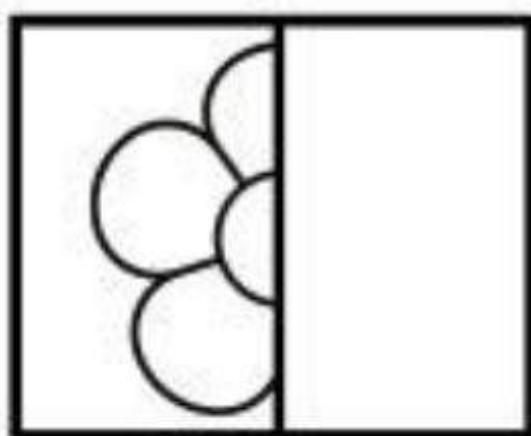
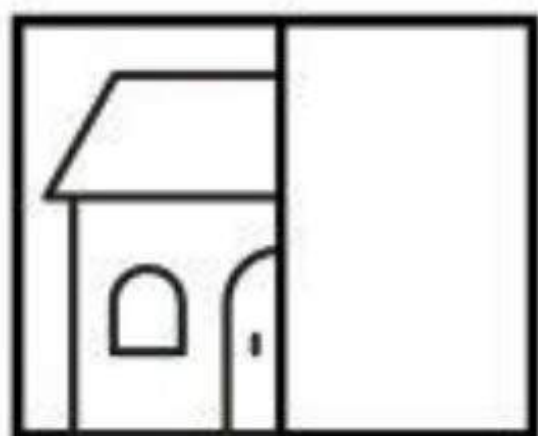
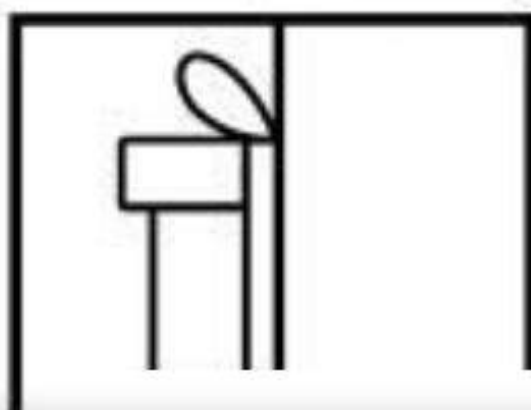
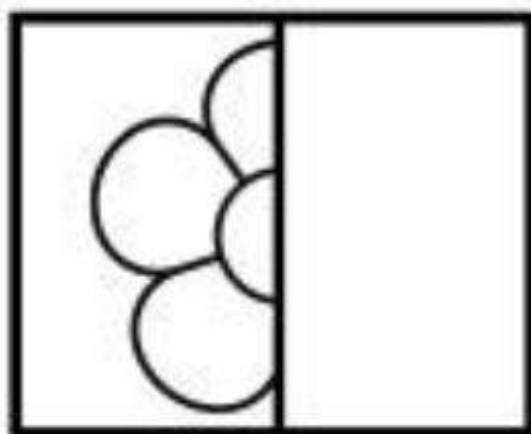
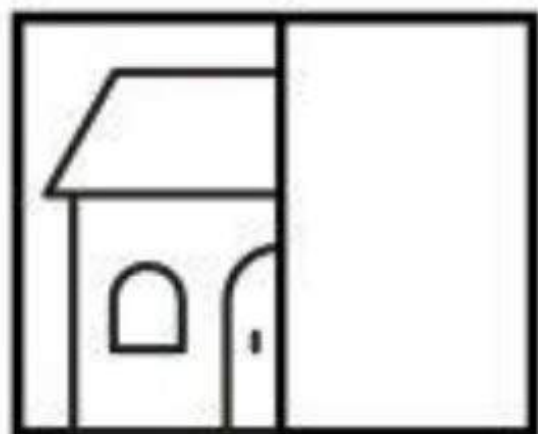
7  	9  	4  
10  	6  	7  
8  	3  	9  
10  	8  	6  
7  	9  	10  
6  	4  	5  
8  	7  	8  
9  	5  	10  
3  	8  	6  

Q.10 Complete the pattern:-



Q.10 Complete the pattern:-






GWALIOR GLORY PRIDE

Class : II

SUMMER HOLIDAY HOMEWORK EVS (2024-25)

Name : _____ Sec. : _____ Roll No. : _____ Date : _____

1. PROJECT



Make a food pyramid depicting five food groups- fruits and vegetables, carbohydrates rich food, Dairy product, protein rich food and fat rich food.

Video will be shared.

- Use cardboard, cylindrical ice cream sticks and colours.

OR

- “Let’s Go Green”

Take A3 size thick green colour paper and make an ECO friendly paper bag with strings to carry. Write quotes related to save environment or say no to plastic on both sides. You can also paste pictures related to it.

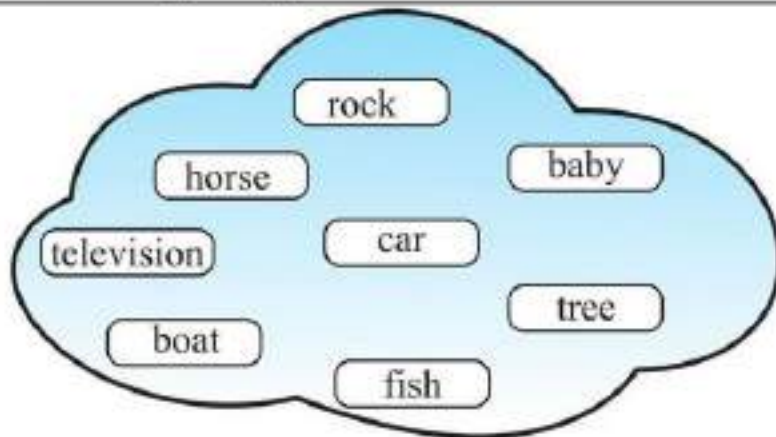
(2)




Grade II EVS

Living & Non-living things

Living things breathe, move, eat, grow and feel. They give birth to their young ones.



A dinosaur has eaten all the living things. Write their names in the stomach of the dinosaur.




Skill: Identifying living and non-living things



3. Find out the pictures of any 4 community helpers from newspapers and old books. Cut and paste those pictures write their name and write one sentence on them.


a)



Name : _____

Sent : _____


b)



Name : _____

Sent : _____


c)



Name : _____

Sent : _____

d)



Name : _____

Sent : _____

HOUSES HOMES

PICTURE DICTIONARY

Houses Homes English word search puzzle worksheet, type the words given in the puzzle.

M	M	V	L	B	M	S	N	K	U	H	C	A	S	T	L	E	B	D
A	K	R	K	L	J	Y	Q	S	Y	J	A	Q	Y	A	W	F	P	L
N	E	X	K	O	V	N	H	C	J	D	A	U	W	O	B	X	O	V
S	N	V	J	C	S	T	I	L	T	H	O	U	S	E	V	E	R	W
I	N	Q	U	K	X	Y	K	C	T	I	S	J	S	F	C	U	J	R
O	E	L	J	O	R	K	B	U	E	D	N	C	F	L	J	H	U	T
N	L	L	H	F	O	W	U	N	N	J	F	J	R	B	K	V	T	F
O	J	J	V	F	Y	C	N	N	T	Q	R	Q	D	V	B	A	R	N
C	A	V	E	L	Z	M	G	B	O	A	T	H	O	U	S	E	L	O
J	W	B	K	A	K	A	A	R	R	E	A	E	R	W	I	J	I	E
V	W	X	Z	T	P	S	L	F	G	F	U	V	T	I	G	K	G	C
A	D	Y	U	S	O	L	O	G	W	P	U	V	U	N	L	M	H	N
V	C	I	O	W	U	R	W	W	S	B	D	Z	V	D	O	B	T	G
I	D	E	T	A	C	H	E	D	H	O	U	S	E	M	O	G	H	D
L	W	N	B	O	O	L	A	J	X	M	R	K	S	I	J	Q	O	X
L	S	K	Y	S	C	R	A	P	E	R	G	Q	J	L	W	C	U	J
A	N	H	G	G	Y	W	Q	D	K	C	F	N	X	L	W	S	S	H
C	F	A	R	M	H	O	U	S	E	M	J	S	D	J	V	Q	E	S
W	A	R	E	H	O	U	S	E	X	E	D	C	A	R	A	V	A	N

- 1- _____
- 2- _____
- 3- _____
- 4- _____
- 5- _____
- 6- _____
- 7- _____
- 8- _____
- 9- _____
- 10- _____
- 11- _____
- 12- _____
- 13- _____
- 14- _____
- 15- _____
- 16- _____
- 17- _____
- 18- _____
- 19- _____
- 20- _____



4. Think and classify whether the food is healthy or unhealthy. Cut the picture and paste in the appropriate tooth.



HEALTHY

FOOD

Look, think and classify

UNHEALTHY






CAKE



COKE




CHEESE



ICE CREAM



BURGER



STRAWBERRY



CUPCAKE



BROCCOLI



HOT DOG



TOMATO



CARROT



CRISPS



YOGHURT



DONUT



SWEETS



LETTUCE



RICE



WATER

5. Write five safety measures to be taken while travelling in the school bus / winger.



GWALIOR GLORY PRIDE

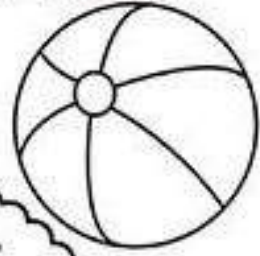

Class : II

SUMMER HOLIDAY HOMEWORK GK (2024-25)

Name : _____ Sec. : _____ Roll No. : _____ Date : _____

◆ SUMMERTIME FUN!

SUMMERTIME FUN!




A drawing of my
favorite summer
activity:

This summer
I will:




My summer goals:

My favorite summer
treat:



◆ Let's learn some animal facts by filling in the crossword puzzle.




Down

1. It can live up to 9 days without its head.
2. It has five hearts.
3. It has same number of bones as a mouse.

Across

4. It smells with its tongue.
5. It can jump 20 times its own length.
6. It can never get sick.
7. As an adult, it can run as fast as a horse.



◆ Name the inventors of the following inventions:

a)



Radio

c)



Computer

b)



Aeroplane

d)




Train

◆ Paste the pictures of any five hill-stations of India and write their names below:


a)




b)



c)



d)



e)



◆ **CURRENT AFFAIRS**: Read the questions and write the answers in one word.

Q.1 Who is the President of India?

Ans. _____

Q.2 Who is India's first citizen?

Ans. _____

Q.3 Where is Mount Everest located?

Ans. _____

Q.4 Who is the Chief Minister of Madhya Pradesh?

Ans. _____

Q.5 Where is the parliament of India located?

Ans. _____

Q.6 Which temple is recently built in India?

Ans. _____

Q.7 Which is the largest state in India?

Ans. _____

Q.8 Which new train is introduced in India?

Ans. _____

◆ **Make a collage / poster (A4 size sheet)**

On 'World Environment Day' and write 5 ways to be more Eco-Friendly.

GWALIOR GLORY PRIDE

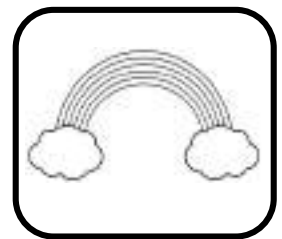
Class : II

SUMMER HOLIDAY HOMEWORK COMPUTER (2024-25)

Name : _____ Sec. : _____ Roll No. : _____ Date : _____

- 1) Identify below given icons, segregate and mention their names in respective columns.

Tool Box	Selector Tray



2) Look the following logos and find the names in Puzzle.



Messenger



Classroom



Chrome



Viber



Zoom



Opera



Gmail

C	O	M	P	U	T	E	R	A	B	I	T
D	A	M	E	S	S	E	N	G	E	R	Z
C	R	O	Y	P	U	Z	Z	L	E	L	O
D	B	W	C	H	R	O	M	E	L	O	O
C	L	A	S	S	R	O	O	M	O	O	N
H	A	P	P	L	E	M	P	E	N	U	P
R	A	B	B	I	T	H	E	A	H	L	E
O	W	D	V	I	B	E	R	O	S	E	E
M	O	N	D	A	G	M	A	I	L	S	Y

GWALIOR GLORY PRIDE

Class : II

SUMMER HOLIDAY HOMEWORK (2024-25)

Art & Craft

Name : _____ Sec. : _____ Roll No. : _____ Date : _____

CRAFT:

- 1) Make five creative "bookmark".
- 2) Make one creative "Sun catcher". (example-1 given below)

ART:

- 1) Using your palm making with doodle art. (example-2 given below)
- 2) Make a drawing with colours. (Warm skies with cool waves) (example-3 given below)
- 3) Draw colourfull handprint "Giraffe". (example-4 given below)

NOTE: Art work should be done in drawing notebook.



Example-1



Example-2



Example-3



Example-4